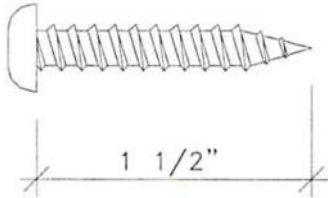



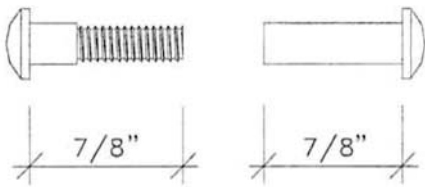
1 1/2" STAINLESS STEEL #14 SCREW, used for bracket to wall attachment, pilaster shoe to floor attachment and headrail bracket to wall attachment.



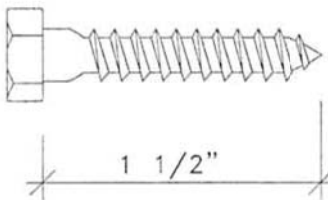
1 1/2" STAINLESS STEEL ONE-WAY #14 SCREW, used for bracket to wall attachment, pilaster shoe to floor attachment and headrail bracket to wall attachment.



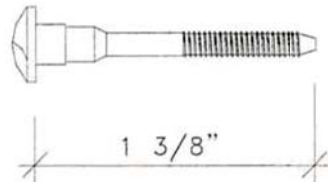
PLASTIC ANCHOR- used in conjunction with the 1 1/2" #14 screws, both the phillips head and the one-way head screws.



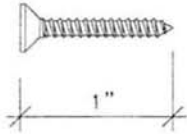
1 1/8" STAINLESS STEEL TORX HEAD #14, THRU-BOLT, used for bracket to panel, bracket to pilaster, headrail to headrail bracket, headrail to pilaster tops, pilaster shoe to pilaster and the following door hardware: hinges, latches, strike and keepers.



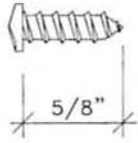
5/16" LAGBOLT- used on pilaster bottoms as a leveling device to level pilasters.



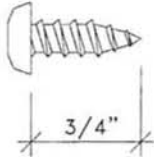
1 3/8" STAINLESS STEEL ONE-WAY #10 MALE MACHINE BOLT, used for attachment of door pull and slide latch on an outswing door only.



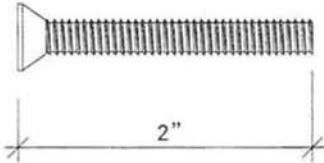
1" STAINLESS STEEL #8 HINGE SCREW, used for securing the hinges to the edges of the pilasters.



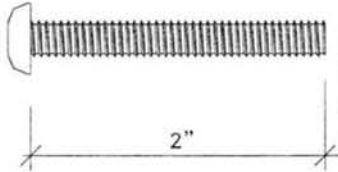
5/8" STAINLESS STEEL #10 ONE-WAY SCREW, used for attaching the coat hook and for attachment of the wall stop on outswing doors.



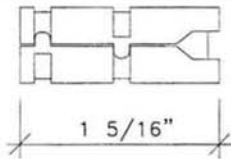
3/4" STAINLESS STEEL TORX HEAD #14 SCREW, used for vanity installations, shower seats, shower cubicles (shower corner brackets), continuous wall brackets on back face of pilasters and also back of headrail at top of pilasters.



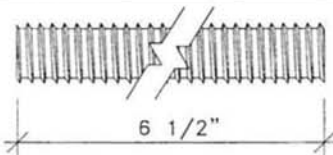
2" STAINLESS STEEL #20 PHILLIPS HEAD MACHINE SCREW, used in conjunction with the lead expansion shield to secure the plastic or aluminum pedestals to the floor.



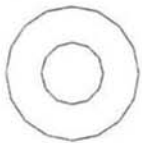
2" STAINLESS STEEL #20 PHILLIPS HEAD MACHINE SCREW, used in conjunction with the lead expansion shield to secure the steel pedestal to the floor.



1 5/16" X 1/2" dia. LEAD EXPANSION SHIELD, used with the 2" stainless steel #20 Phillips head screw to secure the locker room bench pedestal to the floor.



6 1/2" x 3/8" dia. THREADED ROD, used to secure ceiling hung pilasters to ceiling structures.



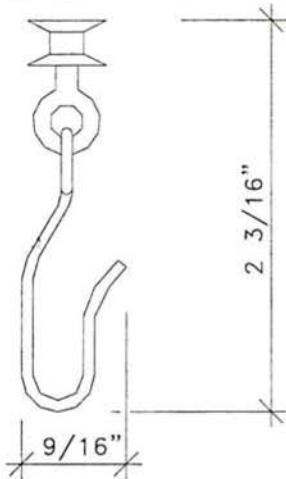
7/8" dia. STAINLESS STEEL FLAT WASHER, used with the ceiling hung attachment.



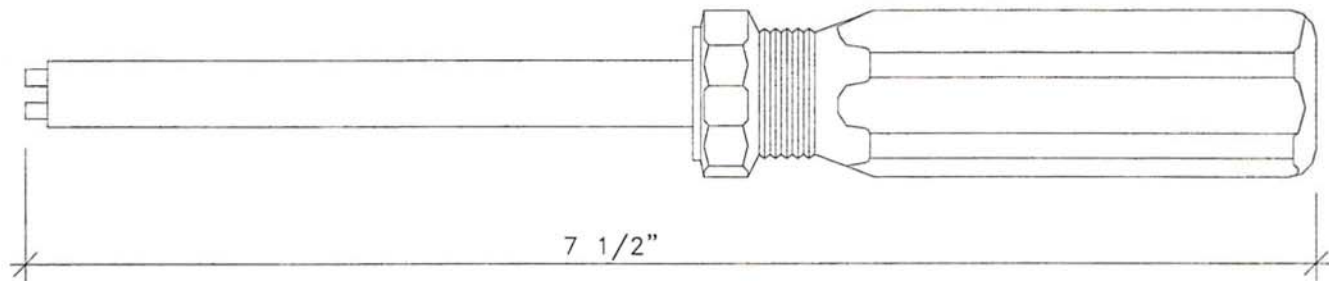
5/8" STAINLESS STEEL LOCK WASHER, used with the ceiling hung attachment.



9/16" STAINLESS STEEL HEX NUT, used with the 3/8" dia. threaded rod for ceiling hung.



Shown is an optional shower curtain hook. This curtain hook has a slider to fit integrated head-rail with a heavy duty aluminum hook.



Shown is the one-way screw remover, for the removal of #6 - #8 one-way screws.